



Style Secured

# Welcome to Rockdoor

## DOOR COLLECTIONS

Vogue	4
Vermont	10
Jacobean	16
Manhattan	20
Indiana	22
Dakota	24
Illinois	26
Portland	28
Newark	30
Arcacia, Montana, Georgia & Kentucky	32
Regency, Colonial & Windsor	34
Carolina & Tennessee	36
English Cottage & Cottage	38
Stable Door	40
French Doors	44
Double Doors	46

## STYLED BY YOU

Inspiration	48
Door Collection Overview	50
3D Glass Explained	55
Obscure Backing Glass	57
Furniture	58
Thresholds	59
Stainless Steel Furniture	60
Colours	62

## SECURED BY US

Why Rockdoor is Different	64
Unrivalled Construction	66
S-Glaze	68
Lock Security	70
Cylinder Security (£2,000 Guarantee)	72
3D Door Designer	74

## The Original Composite Door

Rockdoor has been the driving force behind composite doors for well over 25 years. During that time, almost a million doors have been produced, keeping families safe and secure across the country.

## Style Secured

We use solid steel for our hook locks, 10mm reinforced aluminium box section for our inner frame, steel reinforcement for our outer frame, 3 star locking cylinders, high impact PVC-U for our skins and a unique S-Glaze system that locks the glass into your door for life. **Security is in our DNA.**



Style Secured



# VOGUE



The Vogue is one of our most popular door styles and will certainly help you stand out from the crowd. The Vogue Shade as shown here, creates many different textures in the glass design.



## VOGUE

The Vogue Cube (4 squares) and Vogue Optima (5 squares) provide a truly stunning look, allowing you to create a modern contemporary entrance for your home. The clever effect of the 3D glass changes throughout the day. It's like having an ever changing glass design.

The Vogue Cube features inward squares, whereas the Vogue Optima design is the reverse and features outward squares (so the individual squares are on the front piece of glass).



Vogue Optima **3D** GLASS

Vogue Cube **3D** GLASS

# VOGUE



Vogue Fluid **3D** GLASS



Vogue Haze **3D** GLASS



Vogue Ocean

Lose yourself with the stunning aesthetics that the Vogue Fluid provides. If you are looking for a glass design that makes a statement, then a Vogue Fluid is for you. We also offer the stylish Vogue Haze and Ocean to add kerb appeal to your home.

# VERMONT

Unique to Rockdoor, the stunning Vermont suits a wide variety of properties thanks to its long narrow glass aperture and sophisticated moulding detail.

# VERMONT

The Vermont Grey Shades (below) is a popular design with homeowners looking for a traditional bevelled design with a contemporary door style. The grey glass bevels and sandblasted glass accentuate the door mouldings, whilst the clear lines provide extra detailing.



The Vermont Continuity is subtle, but stunning. The 3D glass emphasises the door mouldings with clear glass lines that run through on the front facing piece of glass, with the reverse on the inner piece of glass.





Vermont Shade

Vermont Haze



## VERMONT

Whether your door aperture is wide enough to accommodate glass side panels for extra light, or simply a standalone door, the Vermont will do in justice.

Whilst white is our most popular internal colour, it is becoming increasingly popular to have a matching colour internally to show off the door from the inside as well as the outside.



Vermont Continuity





# JACOBEAN

Combine this hugely popular door style with our Border glass design for the ultimate contemporary finish. It's definitely worth viewing this door using our new 3D designer to truly appreciate the effect of this glass design. The Shade pictured provides a contemporary door style, but adds an extra layer of privacy through a mix of sandblast and sandstone glass.



Jacobean Border



Jacobean Shade internal view





Combining traditional lines with stunning glass design options, the Jacobean looks just as great at the front as at the back of your house – particularly when surrounded with glass side panels. The glass designs shown here feature a mix of traditional lead, glass bevels and gluechip glass.

## Jacobean Fluid in 360° Beauty

The Jacobean Fluid is so unique that it's worth a special visit to [Rockdoor.com](http://Rockdoor.com) to view this design using 3D door designer.

The stylish curved glass pattern uses sandstone and sandblasted glass to create a truly stunning design that will captivate and intrigue passers-by.



# MANHATTAN



Manhattan Misted

The aptly named Manhattan, is fast becoming a hugely popular style at Rockdoor. This contemporary design features 5 delicately proportioned square glazing panels, which are lined through the centre of the door. All the glazing panels feature s-glaze technology for the ultimate in security, meaning the glass is part of the door itself and not clipped in afterwards using a cassette.



Manhattan Curve **3D** GLASS



Manhattan Misted

Not only is this much more secure, but crucially it also looks stunning as no unsightly glazing cassettes are used that protrude from the door itself and often discolour. This means it's the perfect design to allow light in, whilst providing security and maintaining a good level of privacy when choosing misted glass.



Stylish, secure and energy efficient describe the Indiana perfectly. Whether chosen to provide total privacy or in between two glass side panels, the Indiana provides a touch of class.

## INDIANA

The slick lines of the Indiana have made it one of the most popular styles Rockdoor manufacture. When combined with a stainless steel bar handle, a knocker and a letterplate the results are phenomenal.




## DAKOTA

The Dakota's elegance is created using 4 square moulding details down the centre of the door. The solid door style is commonly used in conjunction with side panels and finished off with stainless steel bar handles and a door knocker.



# ILLINOIS

The Illinois is similar in style to one of our best-selling doors, the Jacobean, but features slightly longer glass apertures and a delicate swept head. Choose from 3 different glass designs as shown, or choose sandblasted glass for a contemporary finish.



# PORTLAND

If your priority is letting light in, look no further than the Portland. As well as the security of S-Glaze glass, you've the option of ornate glass bevels and stunning gluechip glass.




## NEWARK

Old meets new in this modern take on a traditional classic. The Newark's moulding lines blend Victorian characteristics with contemporary styling.

This is demonstrated by the Newark Iris which is a traditional door style that can complement your property type but features a modern stylish piece of glass as shown which is simply stunning. It's worth viewing on our new 3D Door Designer at [Rockdoor.com](http://Rockdoor.com).



Newark Bright Star



Newark Iris



Newark Lantern



Newark Citadel



Newark Jubilee





Arcacia Summit

## ARCACIA

Go traditional with the Arcacia door style, which has over recent years been a firm favourite amongst Rockdoor customers thanks to its timber effect appearance.

We have a range of wood effect colours to complement the Arcacia, including Light Oak, Irish Oak (pictured) and Rosewood.



Arcacia Summit

## GEORGIA, KENTUCKY & MONTANA



Georgia Constellation



Kentucky Summit



Montana Libra

## COLONIAL, WINDSOR & REGENCY

Front or back, terrace or town house....these three are amongst our most popular styles. The classic panel details of these doors add character to any style of home.

Remember as with all Rockdoors, style and kerb appeal never compromise safety.



Whilst having a stylish and secure front door is fantastic, it's also worth remembering your back door too, after all, it's the most vulnerable door of the house for intruders to target. The Windsor is our most popular style of back door, which protects thousands of homes and homeowners across the country.

## CAROLINA & TENNESSE

Similar in style, the Carolina and Tennessee are popular door styles for homeowners looking for traditional effect entrance doors. The Carolina features a Georgian look and feel to the glazing aperture and provides high levels of privacy, whereas the Tennessee lets in more light and is available with different glass designs.



## ENGLISH COTTAGE & COTTAGE

Ever so slightly different in style and both popular. The English Cottage features a narrow mid rail and a curved top moulding detail, with the Cottage featuring a deeper mid rail and straight top moulding detail.



## STABLE DOOR



Stable doors add charm and convenience, so it's no surprise that they're such a firm favourite. They allow the outside in by acting as both a door and a window.

# STABLE DOOR

## Rockdoor Stable Doors

In the past there was the prospect of leaking weather seals and misfits over time as a result of warping wood. Not anymore. Every maintenance-free Rockdoor Stable Door is made to measure and features all the technology you need to enjoy headache-free stable door convenience.

### Practical

A slide bolt allows you to operate the top of the door independently of the bottom of the door, helping you bring the outside in. It's also a great way to keep pets inside whilst letting fresh air in.



Stable View Light Clear Glass



Stable View Light Clear Glass

### Unique & Secure

Our tried and tested custom-made centre seal ensures the door acts as one. You won't need to worry about leaks. Stable door locks are just as strong as our other doors and feature specially made multipoint locks (top and bottom) and a strong deadbolt to keep you secure.

Stable View Light Clear Glass



Stable Spy View Clear Glass

# FRENCH DOORS



## French Doors

They may look great and let lots of light into a room, but they were once easy prey for burglars.

Rockdoor French Doors were the first in the industry to achieve Secured by Design accreditation for safety and security, which means you don't have to compromise on safety. Multipoint locks, deadbolts and high security hinges are joined by restrictors and shoot bolts which engage into the top and bottom of the outerframe for total security.



*Classic French Doors Clear Glass*

## Classic Doors

The 'Classic' Door style which features on our French doors is also available as a single door for maximum light.



*Classic French Doors Clear Glass*



# DOUBLE DOORS

## Make an Entrance

Double the strength and style to create a stunning first impression, with Rockdoor Double Doors. Any of our door styles can be made into a double door for the ultimate entrance. *Please speak to your installer for more details.*







# Need some Inspiration?

PROTECTING  
HOMES SINCE  
**1997**

## Check out our Social Media

Facebook, Instagram, Pinterest, Twitter – whatever your preference, search for us online to see thousands of installed doors keeping Britain’s families secure.

## Community of Happy Homeowners

Thousands of homeowners every year, for the last 20 years, have chosen Rockdoor to keep their family safe and secure. We hope you’ll be joining them.



## Inspire Others

We absolutely love receiving pictures of installed Rockdoors. We pride ourselves on their security and style, so seeing them enhancing your home is great.

If you can, we’d love you to send us pictures of your installed door to inspire future Rockdoor homeowners.

Simply email us [Installations@rockdoor.com](mailto:Installations@rockdoor.com) or tag us on social media [@rockdoorltd](https://www.instagram.com/rockdoorltd).

## JACOBEEAN




## MANHATTAN



## VERMONT



## INDIANA



## DAKOTA



## VOGUE



## NEWARK



\* Contains Gluechip glass in the design.

### GEORGIA



Clear Glass Northern Star\*

### ILLINOIS



Clear Glass Kudos\* Trinity\* Pinnacle\* Empire\* Inspire\*

### TENNESSEE



Clear Glass Dorado\* Summit Ellipse Linear Crystal Bevel

### PORTLAND



Clear Glass Beacon\* Horizon Apostle\*

### MONTANA



Clear Glass Libra\* Renaissance\*

### WINDSOR



Clear Glass Triton\* Titania\* Summit Ellipse Linear Crystal Bevel

### ARCACIA



Clear Glass Cosmopolitan\* Summit Ellipse Crystal Bevel

### CLASSIC



Clear Glass Clear Glass

### KENTUCKY



Clear Glass Aquarius\* Summit Ellipse Linear Crystal Bevel

\* Contains Gluechip glass in the design.

## REGENCY



Clear Glass Clear Glass

## COLONIAL



Clear Glass Clear Glass

## CAROLINA



Clear Glass Clear Glass

## CLASSIC FRENCH DOOR



Clear Glass

Clear Glass

## VOGUE FRENCH DOOR



Clear Glass

Clear Glass

## STABLE SPY VIEW



Clear Glass Clear Glass

## STABLE VIEW LIGHT



Clear Glass Clear Glass

## STABLE DIAMOND



Clear Glass Clear Glass

## ENGLISH COTTAGE



Clear Glass Square Lead

## COTTAGE SPY VIEW



Clear Glass Clear Glass

## COTTAGE VIEW LIGHT



Clear Glass Clear Glass

## 3D Glass Explained

3D  
GLASS

### CLEAR (Inward or Outward)

These designs feature opposite sandblasted effects on the front or rear piece of glass for the ultimate 3D effect.

Styles available with this effect are:

- Vogue Cube (Inward)
- Vogue Optima (Outward)
- Vogue Archer (Inward)
- Vermont Continuity (Inward)
- Jacobean Border (Outward)

### OBSCURE

The beauty of 3D effect glass, but with a little more privacy. These designs feature a clever use of sandblasted and sandstone glass which work together perfectly to provide stunning effects combined with privacy.

Styles available with this effect are:

- Vogue Fluid • Vermont Shade
- Vogue Haze • Vermont Haze
- Vogue Shade • Jacobean Shade
- Newark Iris • Jacobean Fluid
- Manhattan Curve





Create an Entrance  
with **3D Glass**

## Obscure **Backing Glass**




Woodland



Sandstone




Honeycomb



Glacier



Gluechip  
(Gluechip is a bespoke random pattern) (Extra cost option)



Misted  
(Extra cost option)

Choosing an obscure backing glass in place of clear glass will reduce the Door Energy Rating - we recommend all designs featuring Gluechip glass are backed using clear glass to enable us to use a specially coated glass (these designs are indicated with an \* between pages 54 – 59). Alternatively, if you would like a different backing glass, the above options are available.

## Additional **Glass Designs**

We are pleased to offer the following glass options to help you match certain property types or existing window patterns.

Georgian Bar is only available in Windsor, Jacobean, Kentucky, Portland and Stable View Light in White, Light Oak or Woodgrain. Georgian Bar reduces the Door Energy Rating.



Georgian Bar



Diamond Lead



Square Lead

# Standard Furniture

All furniture options on this page are available in Polished Chrome, Graphite, Polished Gold or Midnight Black unless otherwise stated.



Lever/Pad  
(Exterior only)



Wrought Iron  
(Black only)



Lever/Lever  
(Standard Handle)



Victorian Centre Knob  
(Available in Chrome, Graphite and Gold)



Urn Knocker



Urn Knocker with spy hole




Architectural Knocker



Numerals




Letterplate



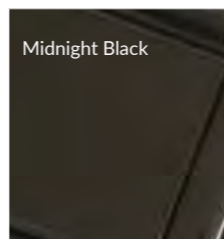
Polished Chrome



Graphite

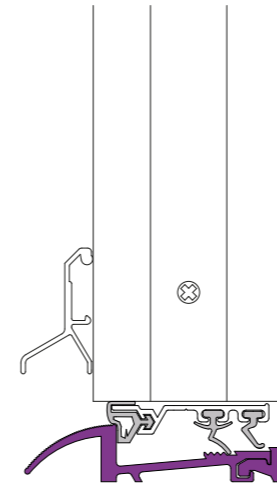


Polished Gold



Midnight Black

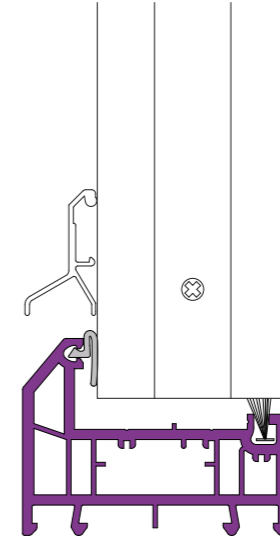
## Select your Threshold



Raised by just 15mm from the floor providing convenient access for prams and wheelchairs.

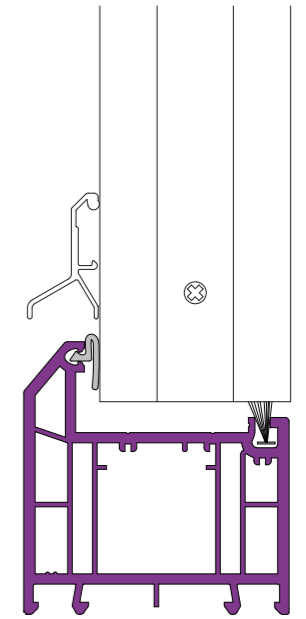


Low Aluminium Threshold



Raised by 52mm meaning there is a small step into the house but still providing easy access. The seal ensures maximum thermal performance, whilst suiting carpeted entrances.

Slim PVC-U Threshold



Raised by 72mm meaning there is a larger step into the house, but this may be required based on your door survey. The seal ensures maximum thermal performance, whilst suiting carpeted entrances.

Full PVC-U Threshold

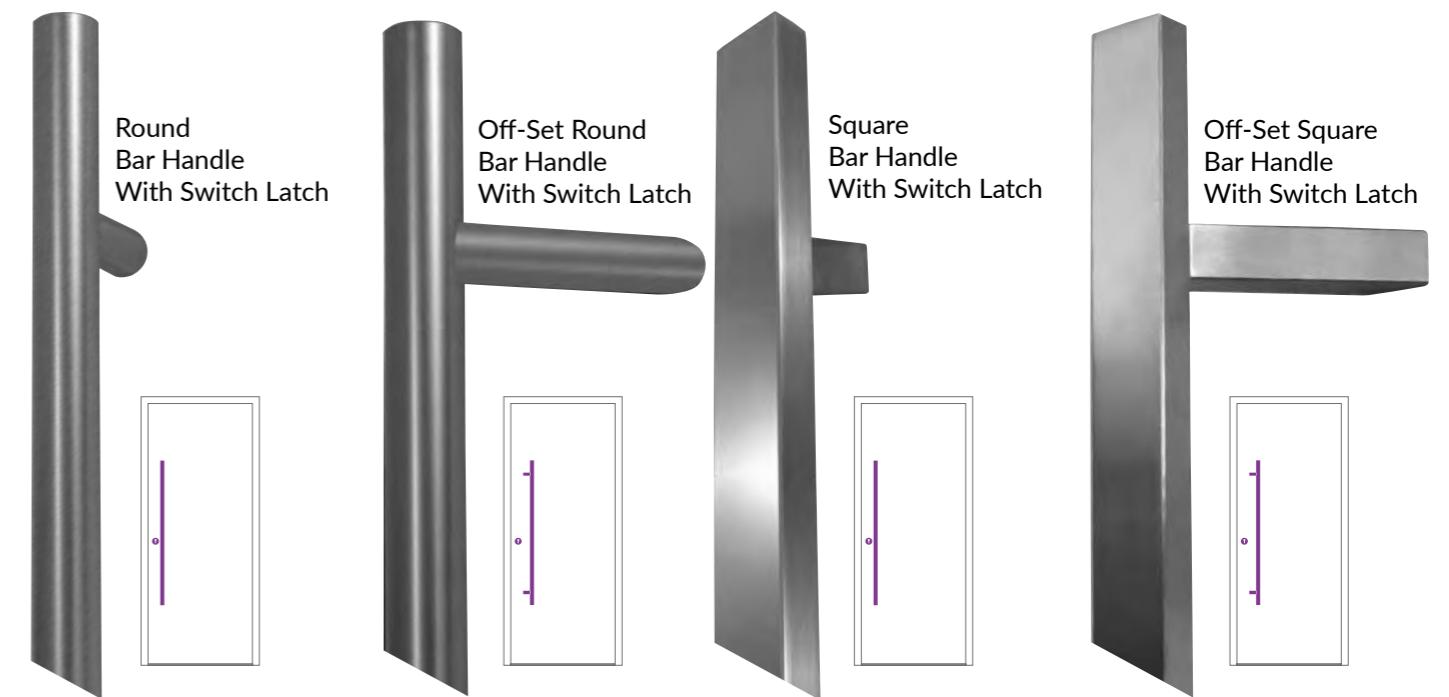
## Coloured Drip Bars

Drip bars come in silver or gold as standard to compliment the furniture colour but can be chosen to match the colour of your door too.



# Stainless Steel Furniture

All furniture options on this page are made from marine grade stainless steel. Each door that features stainless steel furniture will come with a cleaning solution to help you maintain the appearance of this natural material.




## SWITCH LATCH

The best of both worlds

Switch Latch allows you to set your lock so the latch can secure the door in place when opening and closing should you wish it to do so (in a similar way to how a split spindle or night latch operates), or alternatively you can set it so it can open and close freely like a roller latch.

Stainless steel bar handles are available in the Manhattan, Dakota, Indiana, Vermont and Vogue. Indiana and Vermont door styles have minimum width size restrictions.



# Choose your Colour Inside & Out



Style Secured

As Rockdoors are 'made to order', not 'cut to size', all colours are available inside and out. Please check our colour swatch before ordering or use our door visualizer at [Rockdoor.com](http://Rockdoor.com).



White

Available with matching outerframe.



Agate Grey (RAL7038)

Available with matching outerframe.



Slate Grey (RAL7015)

Available with matching outerframe.



Anthracite Grey (RAL7016)

Available with matching outerframe.



Black (RAL8022)

Available with matching outerframe.



Sapphire Blue (RAL5011)



Chartwell Green

Available with matching outerframe.



Emerald Green (RAL6009)



Ruby Red (RAL3011)



Cream (RAL9001)

Available with matching outerframe.




Irish Oak

Available with matching outerframe.



Light Oak

Available with matching outerframe.



Rosewood

Available with matching outerframe.

## Decisions, Decisions...

Rockdoors are available in 13 colours so you can choose what's right for you. Each colour features a delicate wood effect grain to give the appearance of a timber door.



It's important to know what goes on under the surface of a Rockdoor, as this is what makes our door so strong and secure.

**Hooks**  
Steel hooks with a 25mm throw engage into the reinforced outer frame.

**S-Glazing**  
No cassettes giving greater resistance to glass removal, perfect colour match and no air or water leakage. All our glass is toughened as standard or laminated where required.

**Engineered Inner Frame**  
A welded and reinforced door skeleton is impervious to moisture ensuring it won't swell or rot.

**Reinforced Frame**  
Rockdoor's inner frame is reinforced with aluminium making it the strongest door frame on the market.

**Cylinder**  
3 star diamond sold secure cylinders prevent forced attack.

**Deadbolt**  
Secures the door sash to the outer frame acting as part of the multipoint lock.

### Made to Measure

All our doors are made to measure and not cut to fit. Standard composite doors are cut to fit which weakens the door overall.



## Why Rockdoor is Different

**Steel Security Mesh**  
Make your door 4 times stronger and impossible to cut through with steel security mesh.

**Outer Frame**  
PVC-U multi-chambered, insulated outer frame for high levels of thermal performance and strength.

**Steel Keeps**  
Steel hook locks engage into full length steel keeps preventing forced entry.

**Hinges**  
Engineered 3 way adjustable hinges secured into the reinforced frame for extra strength.

**High Impact Door Skins**  
Thick and tough 3mm PVC-U door skins both internally and externally resist cutting and impacts.

**High Density Core**  
60% stronger than standard composite doors.



Style Secured

# Unrivalled Construction

## Unique to Rockdoor

The way a Rockdoor is designed and manufactured differs greatly from timber or GRP foam slabs that are widely available in the market. It's what makes us stand out from the crowd.

## Steel Security Mesh

If you are looking for total security, then upgrade to Steel Security Mesh reinforcing which is unique to Rockdoor. The Steel Mesh reinforcing is enclosed in-between the door surfaces to ensure your door will never be cut through by a burglar, which is becoming an increasingly common form of entry for doors. Whilst the door will look no different, you'll have the peace of mind knowing you're protected.

## Strong Internal Structure

The inner frame of a Rockdoor is fully reinforced with a 360° Aluminium box section that makes the door super strong. Not only does it ensure the door is fully protected from temperature fluctuations, it allows us to fix all our locking mechanisms and hinges into Aluminium to strengthen the door's performance overall and make forced entry almost impossible for a burglar.

## IMPOSSIBLE TO CUT THROUGH

Steel Security Mesh within a Rockdoor makes it impossible to cut through by a burglar. It is similar to the way concrete is reinforced for extra strength. Please ask your installer about this optional extra.

PROTECTING  
HOMES SINCE  
**1997**

# Rockdoor S-Glaze

## **S-Glaze. Exclusively from Rockdoor**

All Rockdoors feature our unique S-Glaze technology. It means the glass is locked into your door for life.

This prevents forced entry through the glass as there is no glazing cassette to attack, whilst also eliminating draughts through the glazing apertures which improves the door's thermal performance.

## **Zero Fading**

Glazing cassettes which are widely used on standard composite doors, are prone to fading and discolouration.

This is because they are constructed of a different material from the door, as well as featuring a different painted finish that fades. Therefore, if you choose another composite door, your door and glazing cassettes could well stand out from the crowd, but for completely the wrong reason!

## **Laminated Glass**

It's very rare for door glass to be smashed due to the noise it creates which would draw attention to the intruder. Whilst all our glass is toughened, we do offer customers who feel vulnerable the option to upgrade to laminated glass, often in accordance with Secured by Design. Laminated glass is two pieces of glass with a plastic inner film like a car windscreen.

## **Thermal Performance**

Like your safety, your energy bills are in good hands. A combination of material choices such as PVC-U and a 50mm thick high density polyurethane core and unique manufacturing techniques such as S-Glaze Technology, allow Rockdoor to produce good thermal ratings.



PROTECTING  
HOMES SINCE  
**1997**

**MADE IN  
BRITAIN**

# Burglar Proof Multipoint Locks

70% of burglaries involve forced entry through the front or back door. Back doors in particular are vulnerable as they are often out of sight, so a strong and secure Rockdoor front and back is important.

## ■ Multipoint Hooks

Our steel hook locks slide into steel keeps that run the full length of the outer frame. It means your Rockdoor can't be forced open.

## ■ Deadbolt

The door sash is secured using the steel hooks, and then held in place with a deadbolt that engages into the centre of the door frame for maximum strength.

## ■ Gearbox

Although unseen, our multipoint lock gearboxes play an integral part in your door's security. They house our huge hook locks whilst ensuring smooth lock functionality.



In fact, it's so hard to break through a Rockdoor that the Fire Service regularly visit our manufacturing facility for training on how to do so in the rare event of an emergency. To help them during their practice sessions, they use a high tech diamond-tipped power saw which even expert burglars don't carry with them.

## Totally Hooked

Strong steel hook locks with a 25mm throw securely attach the door to the frame.

**Can you really afford to settle for anything less?**

PROTECTING  
HOMES SINCE  
**1997**

# Diamond Secure 3 Star Cylinders



**£2,000 GUARANTEE**

It's reassuring to read about Rockdoors security features. But we know what matters most as you lock up your home is that the only way to get past your Rockdoor is with your key.

That's why Rockdoors come with a 3 star security rating – the best there is.

Our lock cylinders are burglar proof. A TS007 3 star rating SS 312 Sold Secure Diamond Standard and Secured by Design accreditation see to that.

## Lock Down Mode

Prevention is the cure to stop forced entry into your home. Our cylinders are designed to go into 'lock down mode' if the attempt of forced entry is detected.

## Anti-Snapping Protection

An innovative sacrificial front section is designed to snap away if attacked by an intruder, which in turn shuts down the locking mechanism and prevents access to the inner workings of the lock.

## Anti-Drill Protection

You'll have probably never heard of it, but our cylinder features a solid cam which is made of a material called 'Molybdenum' which is stronger than steel.



## £2,000 Guarantee

We are so confident that our lock cylinders are resistant to forced entry, that we offer a £2,000 lock guarantee. See our website for further details.

PROTECTING  
HOMES SINCE  
**1997**



## Secured by Design

Secured by Design is a Police initiative that is designed to prevent the risk and fear of crime. It does this by setting out standards that doors manufacturers should achieve. To ensure your door is both PAS24 and Secured by Design, please speak to your installer before ordering.



## Sold Secure

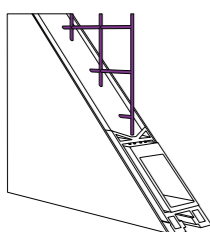
3 Star Cylinder Master Locksmith Association's highest possible rating – SS312 Sold Secure Diamond status.



# Unleash Your Creativity

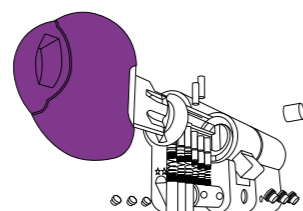


Check out our stunning 3D door designer on [Rockdoor.com/design-your-door](https://Rockdoor.com/design-your-door)



## Core Benefits

Rockdoor's inner strength is unsurpassed thanks to a combination of a 360° aluminium reinforced inner frame and high-density thermally efficient PU foam. Customers can also choose steel mesh reinforcing for the ultimate in security.



## £2,000 Guarantee

Our lock cylinders are burglar proof. A TSOO7 3 star rating, SS 312 Sold Secure Diamond Standard and Secured by Design accreditation see to that, plus our £2,000 security guarantee. Customers also receive three Rockdoor branded keys as standard.



## Forced Entry

Rockdoors are designed for strength, it is in our DNA. For over 25 years, we have led the way in composite door development to ensure our doors protect homes and families from unwanted intruders and forced entry.



## Hook up with Rockdoor

Strong steel multipoint hook locks with a 25mm throw, securely attach the door to the frame to ensure it cannot be forcibly opened by burglars whilst ensuring a better sound and weatherproof seal.



## Glass Leading Security

Rockdoors feature S Glaze technology, meaning your glass is locked into your door for life, for added security. It also means no glazing cassettes are used which are prone to fading and discolouration.



## Stronger, It's Official

Rockdoor is consistently found to be one of the most secure doors available in the UK, studies show that a Rockdoor is 35% stronger than a typical GRP door.



The Original **Composite Door**.



[rockdoor.com](https://rockdoor.com)



MADE IN  
BRITAIN

We reserve the right to change specifications at any time. Please check energy ratings before ordering. Furniture positioning is dependent on door style and sizes.  
All images copyright to Rockdoor Ltd. Rockdoor is a registered trademark. April 2022.